



FUEL EFFICIENCY REPORT

Data made easy, increasing machine efficiency





Insight Reports video

EASY-TO-USE DATA

Telematics data can be a powerful way to improve the efficiency and uptime of your fleet, but data overload can stand in the way of getting to the information that really matters.

That's where Fuel Efficiency Report comes in, part of our suite of Insight Reports. Our dynamic system compiles data into a portfolio of easy-to-use, ready-made reports which help you make informed decisions and take smart actions.



How it works

- Machine data points are captured via CareTrack.
- The Volvo system uses pre-defined algorithms to automatically compile the information into an easy-to-read pdf report, sent direct to your inbox on a regular basis. Data is also available in excel and csv format should you wish to perform further analysis.





Gain invaluable insight into your machine's efficiency with Fuel Efficiency Report, designed to lower your operating costs and maximize profitability. Operate at maximum capacity and make sure your machines are functioning efficiently.

"Are your machines idling too much or causing unnecessary fuel expenses?"

Why choose Fuel Efficiency Report

Take action

Identify any inefficiency with Fuel Efficiency Report, structured to help you reduce the industry's number one operational cost factor: fuel. Armed with knowledge and clear insights into your fleet, site or individual machine, the report makes it easy for you to take the necessary steps to improve efficiency.

Ready-made analysis

Save time and money with the user friendly report, presented to you in a simple format, eliminating the need to sift through complicated data. Stay informed about your machine's fuel consumption, percentage of utilization and excessive idling to ensure a more efficient operation.

Meet your objectives

You, together with your dealer, set the structure of the report according to your organization's framework and specific areas of interest – so you can make sure you're on track to meet your objectives. Simply customize the report with up to eight objectives of your choice. You can also include the price you're paying for a liter of fuel to predict potential costs and savings.



WHAT YOU GET

FUEL EFFICIENCY REPORT





15th of Oct - 21st Oct 2018 (week 42)

2. Focus List

The table only shows machines where the results during the period does not reach objective levels. Machines in yellow status are between objective level and red level.

Machines not reaching their objectives, in the current month, led to a deviation compared to the objectives amounting to:

Total fuel lh (including idle)	115 Litres
Working fuel lh (excluding idle)	87 Litres
Excessive idle (% of total machine hours)	2 Hours (4 Litres)
Total machine hours	86 Hours
Machine utilization (% of total machine hours)	5 Hours
H-mode usage for EXC (% of working hours)	338 Litres

	Total		Objectives not fulfilled						
	Consumption	Hours	Objective						
Other Heavy Infrastructure									
 EC200L, Other Heavy Infrastructure	1 Litres	0	Total machine hours Item objective: System generated	25.8 Hours	0.1 Hours Loss: 24.8 Hours	✗	!	●	✗
						24.30(36)	1-7(40)		15-21(40)
 EC200L, Other Heavy Infrastructure	604 Litres	39	H-mode usage for EXC (% of working hours) Item objective: System generated	5.0 %	99.1 % Loss: 279.4 Litres	●	✗	✗	✗
						1-7(40)	8-14(41)		15-21(40)
			Machine utilization (% of total machine hours) Item objective: System generated	80.9 %	77.3 % Loss: 1.4 Hours	●	✗	!	!
						1-7(40)	8-14(41)		15-21(40)
			Total fuel lh (including idle) Item objective: System generated	14.2 lh	15.2 lh Loss: 59 Litres	●	✓	!	!
						1-7(40)	8-14(41)		15-21(40)
			Working fuel lh (excluding idle) Item objective: System generated	17.8 lh	19.5 lh Loss: 56.3 Litres	●	✓	!	!
						1-7(40)	8-14(41)		15-21(40)
 EC210L, Other Heavy Infrastructure	225 Litres	28	H-mode usage for EXC (% of working hours) Item objective: System generated	5.0 %	99.1 % Loss: 4.8 Litres	●	✗	✗	✗
						1-7(40)	8-14(41)		15-21(40)
			Total fuel lh (including idle) Item objective: System generated	6.0 lh	7.9 lh Loss: 55.5 Litres	●	!	✗	✗
						1-7(40)	8-14(41)		15-21(40)
			Total machine hours Item objective: System generated	31.3 Hours	29.3 Hours Loss: 3 Hours	●	✗	✓	!
						1-7(40)	8-14(41)		15-21(40)
			Working fuel lh (excluding idle) Item objective: System generated	6.5 lh	9.4 lh Loss: 20.8 Litres	●	!	!	!
						1-7(40)	8-14(41)		15-21(40)
 EC200L, Other Heavy Infrastructure	200 Litres	22	Excessive idle (% of total machine hours) Item objective: System generated	10.0 %	20.8 % Loss: 2.3 Hours (4.3 Litres)	✓	✗	✗	✗
						24.30(36)	1-7(40)	8-14(41)	15-21(40)
			H-mode usage for EXC (% of working hours) Item objective: System generated	5.0 %	94.9 % Loss: 57.4 Litres	✗	✗	✗	✗
						24.30(36)	1-7(40)	8-14(41)	15-21(40)
			Machine utilization (% of total machine hours) Item objective: System generated	88.5 %	55.5 % Loss: 3.9 Hours	✗	✗	✗	✗
						24.30(36)	1-7(40)	8-14(41)	15-21(40)
			Total machine hours Item objective: System generated	36.9 Hours	21.7 Hours Loss: 15.1 Hours	✗	✗	✗	✗
						24.30(36)	1-7(40)	8-14(41)	15-21(40)


FUEL EFFICIENCY REPORT

15th of Oct - 21st Oct 2018 (week 42)

3. Machine: EC220E

Model: EC220, Application: Other Heavy Infrastructure

The following graphs shows you different aspects of fuel consumption.



More to offer

You're clear on the benefits, but want some further guidance on putting ideas into practice? Your Volvo dealer is on hand to help you develop a plan to increase efficiency on the long run.

Want to find out more about Insight Reports? Check out the full portfolio, including dedicated reports on machine health and productivity.

VOLVO

Volvo Construction Equipment

volvoce.com